



Access and Language Options



Login/Register

[Home](#)

[About Us](#)

[Places to Go](#)

[How to use DisabledGo](#)

[News and Blog](#)

[Site Map](#)

You Are Here: [Home](#) > [Places to Go](#) > Venue



Holiday Inn Haydock M6 J23 - Leisure Facilities



[Explain These Icons](#)

[Add To My Trip](#)

[View the Access Guide](#)

Lodge Lane, Haydock, WA12 0JG

0871 942 9039

<https://www.ihg.com/holidayinn/hotels/gb/en/haydock/wrtha/hoteldetail>

[Something Changed? Click Here](#)



Venue Reviews

Average Rating: ★★★★★

[Review this Venue](#)

Access Guide

Leisure Facilities Introduction

[Collapse -](#)

Related Access Guide(s)

[Collapse -](#)

- [For the Holiday Inn Haydock M6 J23 DisabledGo access guide please click here \(new tab\).](#)

Leisure Facilities Information

[Collapse -](#)

- The leisure facilities are located on the ground floor, to the rear of the hotel.
- The leisure facilities can be accessed from the hotel.

Getting Here

[Collapse -](#)

By Road

[Collapse -](#)

- This hotel is located on the outskirts of Haydock, just off Junction 23 of the M6.
- This hotel has a car park which is free to all guests.

By Bus

[Collapse -](#)

[Cookie Policy](#)

within 150 metres of the hotel.

- The nearest bus stop is located on the A49 (Lodge Lane) just before the entrance to the Holiday Inn.
- [For more information on Arriva Buses please click here \(opens new tab\).](#)

By Train

Collapse -

- The nearest Railway Station is Bryn.
- Bryn Station is approximately 2.5 miles away. There are bus and taxi routes to the hotel from the station.
- [For more information on National Rail please click here \(opens new tab\).](#)

Getting Help and Assistance

Collapse -

- There is a member of staff available for help and assistance.
- Staff receive disability awareness/equality training.
- Staff receive deaf awareness training.
- There is not a member of staff trained in British Sign Language.
- British Sign Language interpreters cannot be provided on request.
- The alternative formats documents can be provided in include; large print on request.
- There is an assistance dog toilet or toileting area at the venue/near by.
- The assistance dog toilet or toileting area is located outside the hotel.
- Water bowls for assistance dogs are available.
- There are not mobility aids available.

Parking (Health Club)

Collapse -

Parking

Collapse -

- The hotel does have its own parking facilities.
- The car park is located at the rear of the hotel.
- The car park type is open air/surface.
- The car park does not have a height restriction barrier.
- The car park does not have a barrier control system.
- The car park surface is tarmac.
- There is a/are Blue Badge parking bay(s) available.
- The Blue Badge bay(s) markings are faded.
- There is/are 2 designated Blue Badge parking bay(s) within the car park.
- The dimensions of the designated Blue Badge parking bay(s) surveyed are 360cm x 500cm (11ft 10in x 16ft 5in).
- There is not a 120cm hatched zone around the Blue Badge parking bay(s).
- Parking spaces for Blue Badge holders do not need to be booked in advance.
- Clearly marked/signposted parent and child parking bays are not available.
- All parking spaces are provided on a first come first served basis.
- Additional parking is available outside the hotel.



Paying

Collapse -

[Cookie Policy](#)

- There are not parking charges for the car park.

Access from the Car Park

Collapse -

- The route from the car park to the entrance is accessible to a wheelchair user with assistance.
- Assistance may be required because there is/are dropped kerbs.
- The entrance is clearly visible from the car park.
- The surface on the approach to the entrance is tarmac and concrete tiles.
- There is not a road to cross between the car park and the entrance.
- There is no tactile paving on dropped kerbs between the car park and the entrance.
- The nearest designated Blue Badge parking bay is approximately 25m (27yd 1ft) from the health club entrance.

Drop-off Point(s)

Collapse -

- There is not a/are not clearly marked drop-off point(s).

Opening Times

Collapse -

- Monday 06:30 - 22:00.
- Tuesday 06:30 - 22:00.
- Wednesday 06:30 - 22:00.
- Thursday 06:30 - 22:00.
- Friday 06:30 - 22:00.
- Saturday 07:00 - 22:00.
- Sunday 07:00 - 22:00.

Outside Access (Health Club)

Collapse -

Entrance

Collapse -

- This information is for the entrance located at the rear of the hotel.
- The entrance area/door is clearly signed.
- There is step free access at this entrance.
- There is not a canopy or recess which provides weather protection at this entrance.
- The entrance door(s) does not/do not contrast visually with its immediate surroundings.
- The main door(s) open(s) towards you (pull).
- The door(s) is/are double width.
- The door(s) is/are permanently held open.
- The width of the door opening is 112cm.
- There is a small lip on the threshold of the entrance, with



- There is a second set of doors.
- The door(s) open(s) towards you (pull).
- The door(s) is/are double width.
- The door(s) is/are permanently held open.
- The width of the door opening is 133cm.

Entrance (Internal Hotel Entrance)

Collapse -

Entrance

Collapse -

- This information is for the entrance located on the ground floor of the hotel.
- The entrance area/door is not clearly signed.
- There is step free access at this entrance.
- The entrance door(s) does not/do not contrast visually with its immediate surroundings.
- The main door(s) open(s) away from you (push).
- The door(s) is/are double width.
- The door(s) is/are heavy.
- The width of the door opening is 160cm.



Reception (Health Club)

Collapse -

Reception

Collapse -

- The reception point is located to the right as you enter the health club.
- The reception point is approximately 6m (6yd 1ft) from the health club entrance.
- The reception area/desk is clearly visible from the entrance.
- There is step free access to the reception point.
- There is a clear unobstructed route to the reception point.
- There are no windows, TVs, glazed screens or mirrors behind the reception point which could adversely affect the ability of someone to lip read.
- The reception counter is not placed in front of a background which is patterned.
- The lighting levels at the reception point are good.
- The height of the reception counter is high (110cm+).
- There is sufficient space to write or sign documents on the counter.
- There is not a lowered section of the counter.
- The counter is staffed.
- There is a hearing assistance system at the reception point.
- The type of system is a fixed loop.
- The hearing assistance system is signed.
- Staff are trained to use the system.




<ul style="list-style-type: none"> • Signs and universally accepted symbols or pictograms, indicating lifts, stairs, WCs, circulation routes and other parts of the building are not provided in the reception area. • The type of flooring in the reception area is vinyl and tiles. 	
Reception Waiting Area	Collapse -
<ul style="list-style-type: none"> • There is a waiting area close to the reception point. • Access to the waiting area is unobstructed. • There are seats with armrests on both sides. • There is sufficient space for a wheelchair user to use the waiting area. 	

Fitness Suite

Collapse -


Access to Fitness Suite	Collapse -
<ul style="list-style-type: none"> • The fitness suite is located on the ground floor. • The fitness suite is 15m (16yd 1ft) from the health club entrance. • There is level access to the fitness suite. • There are doors into the fitness suite. • The doors open away from you (push). • The doors are double. • The doors are heavy. • The opening is 70cm (2ft 4in) wide. 	
Fitness Suite (General)	Collapse -
<ul style="list-style-type: none"> • Staff receive some training in assisting disabled people. • Training provided is basic disability awareness training. • A portable hearing loop is not available for induction. • There is not clear manoeuvring space between equipment. • There is level access to all of the equipment. 	




Swimming Pool

Collapse -

<ul style="list-style-type: none"> • There is level access from the changing area to the swimming pool. • There is not a ramped entrance into the water. • There is a wet side chair available. • There is not a hoist for wheelchair users to access the water. • There are steps into the swimming pool. • There are 5 steps. • There is a ladder type entrance into the water. • There is a handrail on both sides of the ladder. 	
--	--



Collapse -

<p>Changing Area Collapse -</p> <ul style="list-style-type: none"> • There is a/are changing area(s) available. • The changing area that was surveyed is located just after the reception desk. • The changing area is approximately 10m from the health club entrance. • The changing area is approximately 4m from reception. • There is step free access to the changing area. • The facilities available within the changing area include; standard showers, an accessible toilet and standard toilets. • This is a male changing area. • Similar female changing area(s) are available. • The type of flooring in the changing area is tiles. • There is not a flashing fire alarm beacon within the changing area. • There are changing benches or seats within the changing area. • There are lockers within the changing area. • There is a/are locker(s) within reach for a wheelchair user. • There is not a water dispenser available. • The lighting levels in the changing area are good. 	
<p>Shower Facilities Collapse -</p> <ul style="list-style-type: none"> • Shower facilities are available. • There is step free access to the shower facilities. • The shower control type(s) is/are twist/turn. • There is a fixed seat for the shower(s). • There is a/are wall-mounted grab rail(s) available for the shower(s). 	
<p>Toilet Facilities Collapse -</p> <ul style="list-style-type: none"> • Toilet facilities are available. • There is step free access to the toilet(s). • An ambulant toilet with wall-mounted grab rails is not available. • The lighting levels in the toilet(s) are good. 	
<p>Baby Changing Facilities Collapse -</p> <ul style="list-style-type: none"> • Baby changing facilities are not available. 	

Who we are...

- Homepage
- About Us
- Access Icons
- FAQs
- Contact Us
- Press and Media

The way we work...

- Website Conditions
- Acceptable Use Policy
- Cookie Policy
- Privacy Policy
- Accessibility Policy
- Common Access Guide Terms Explained

Our support for business

- Disabled Charities and Useful Links
- FAQs Around Our Surveyors

Follow @DisabledGo

Join us...

 Facebook

 Twitter 

Google+

Switch to mobile site



eCommerce Solutions by PureNet